

# VCM36-W Datasheet

## Introduction


The Yealink VCM36-W is an innovative wireless video conferencing microphone designed to accommodate various meeting room needs. With a built-in 3-microphone array, the VCM36-W has a 20ft (6m) and 360° voice pickup range. It features Yealink’s high-quality echo cancellation technology and noise cancellation, effectively filtering out up to 90dB of ambient noise to provide a high-quality audio experience during full-duplex calls.

The VCM36-W’s high-quality pickup technology provides a full range of audio coverage for all conference room sizes.

The VCM36-W is easy to use with a single pairing, with up to 12 hours of battery life in conference mode and 7 days of standby time. The VCM36-W WIFI microphone is equipped with a charging dock that allows you to charge the microphone wirelessly, and you can change its deployment position at any time while using it to suit your needs.



HD Hi-Fi Wifi  
Microphone



Yealink Full  
Duplex Technology



6 m and 360°  
voice pickup range



12 hours battery  
life of conference



WPA2, AES128  
Encryption Technology



## Key features and benefits

- HD Hi-Fi Wifi Microphone
- Yealink Full Duplex Technology

- 6m-360° voice pickup range
- 12 hours battery life of the conference
- WPA2, AES128 Encryption Technology

**Specifications**

Specifications	Description
Microphone Features	<ul style="list-style-type: none"> <li>• Optimal HD Audio</li> <li>• Yealink Full Duplex Technology</li> <li>• Yealink Acoustic Echo Canceling</li> <li>• Yealink Noise Proof Technology</li> <li>• 6 m voice pickup range</li> <li>• Muting the microphone with touchpad</li> <li>• Can be used as an expansion microphone</li> <li>• Built-in 2450 mAh battery</li> <li>• Up to 12 hours of use time</li> <li>• Up to 7 days standby time</li> </ul>
Physical Features	<ul style="list-style-type: none"> <li>• Dimension (WDH): Microphone: 100 x 16.5 mm Charge Cradle: 100 x 10.5 mm</li> <li>• Operating humidity: 10% - 90%</li> <li>• Storage temperature: 0°C - 40°C (+32°F - 104°F)</li> <li>• Impedance: 220Ω</li> <li>• Power consumption: 0.5W</li> </ul>
Package Contents	<ul style="list-style-type: none"> <li>• 1x VCM36-W Video Conference Microphone</li> <li>• 1x Charger Cradle</li> <li>• 1x 1.2 m USB-C Cable</li> <li>• 1x USB Adapter</li> <li>• Double-sided adhesive</li> <li>• Quick Start Guide</li> </ul>
Package Features	<ul style="list-style-type: none"> <li>• Qty/CTN: 20 PCS</li> <li>• N.W/CTN: 8.068 kg</li> <li>• G.W/CTN: 8.678 kg</li> <li>• Giftbox size: 184 x 112 x 60 mm</li> <li>• Carton Meas: 635 x *237 x 200 mm</li> </ul>

## VCM36-W Compatibility

The maximum number of VCM36-W microphones supported by the conferencing room endpoint is as follows:

### NOTE

- The MVC840/MVC860 kit package is included in a VCM34 microphone. Since the microphones do not support mixed-use, other microphones are not supported by default in the table below. The MVC840-BASE KIT/MVC860-BASE KIT refers to kits without the VCM34 microphone.
- The MVC660, MVC640-AI, and MVC320 kits include one MSpeech; therefore, other microphones are not supported by default in the compatibility table. Also, MSpeech does not support multiple connections.
- The MVC640-Wireless package includes a VCM36-W microphone, which does not support mixing with other microphones. Therefore, other microphones are not supported by default in the compatibility table.

Device Name	Max. number of VCM36-W supported
MeetingBar A10	×
MeetingBar A20	1 (A20 version requires 133.320.0.2 and later)
MeetingBar A30	2 (A30 version requires 133.320.0.2 and later)
MVC960, MVC940, MVC900	x
MVC860-BASE KIT	4 (UVC86 version requires 151.431.0.5 and later)
MVC840-BASE KIT	4 (UVC84 version requires 262.431.0.5 and later)
MVC860, MVC840	x
MVC660	×
MVC640-Wireless	4 (UVC84 version requires 262.431.0.5 and later)
MVC640-AI	×
MVC400	×
MVC320	×
MeetingBoard 65, MeetingBoard 86	2 (MeetingBoard 65&86 version requires 155.15.0.46 and later)
DeskVision A24	×

## How to Use

VCM36-W has different features when used with different video conferencing endpoints. For more information, please refer to the corresponding documents.

- Connect the VCM36-W to MeetingBar A20/A30: [VCM36-W Wireless Microphone](#).
- Connect the VCM36-W to MVC System: [VCM36-W Wireless Microphone](#).
- Connect the VCM36-W to MeetingBoard 65/86: [VCM36-W Wireless Microphone](#).

## VCM36-W LED Indicator

### NOTE

The microphone will enter standby mode when not used for a while. You can wake up the microphone by pressing the **Mute** button or placing the microphone on the charging base. After waking up the microphone, it will return to the state before standby.

LED Status	Description
Solid red.	Charging.
Solid green.	Fully charged.
Flashing red slowly.	Low battery (less than 20%), and please charge.
Flash red 3 times quickly and then off.	The battery is too low to turn on.
Solid green for 3 seconds and then off.	Standby.
Solid green for 1 second and then off.	Power on.
Off.	<ul style="list-style-type: none"> <li>- The microphone is on standby.</li> <li>- The microphone is turned off.</li> </ul>

### VCM36-W Mute Touch Keys

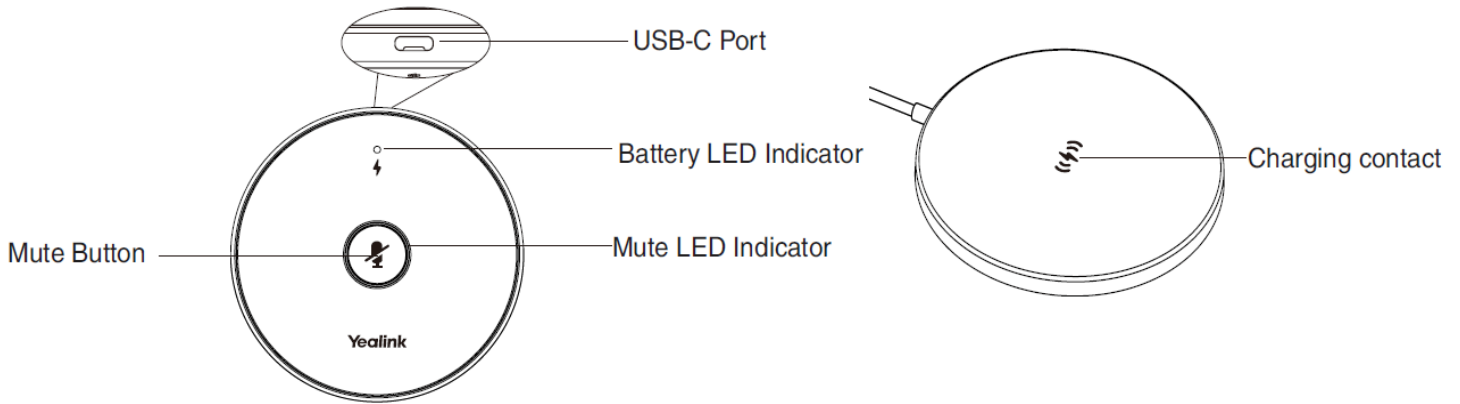
LED Status	Description
Solid red.	Muting.
Solid green.	In the non-muted state, the sound can be picked up normally.
Flash yellow quickly.	Pairing.
Flash yellow	Searching.
Flash green slowly	Receive an incoming call.
Flash red and green alternately	It is looking for a microphone.
Off.	On standby or power off.

---

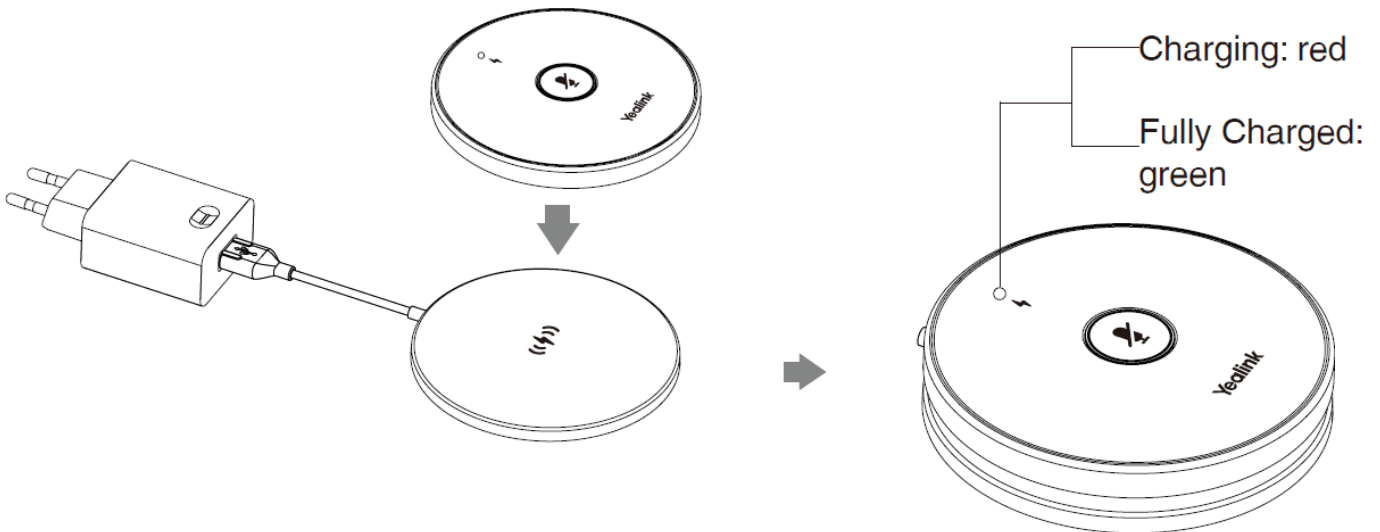
### Mute/Unmute Microphone

1. Press the **Mute** button on the VCM36-W to mute the microphone. If the muting LED indicator is solid red, the microphone is mute.
2. Press the **Mute** button again to unmute the microphone.

### Hardware Introduction



### Charge VCM36-W



### Power On/Off VCM36-W

1. Press and hold the **Mute** button for 5 seconds.

The charging LED indicator turns green and then turns off during startup.

2. Press and hold the **Mute** button for 15 seconds.

The charging LED indicator turns red and then turns off. If the device does not respond after pressing the **Mute** button, it is powered off.