





AX1800 Wi-Fi 6 Range Extender


Boost your Wi-Fi




RE605X

 Wi-Fi 6
Dead-Zone Killer

 Connect
More Devices^Δ

 Uninterrupted
Streaming[§]

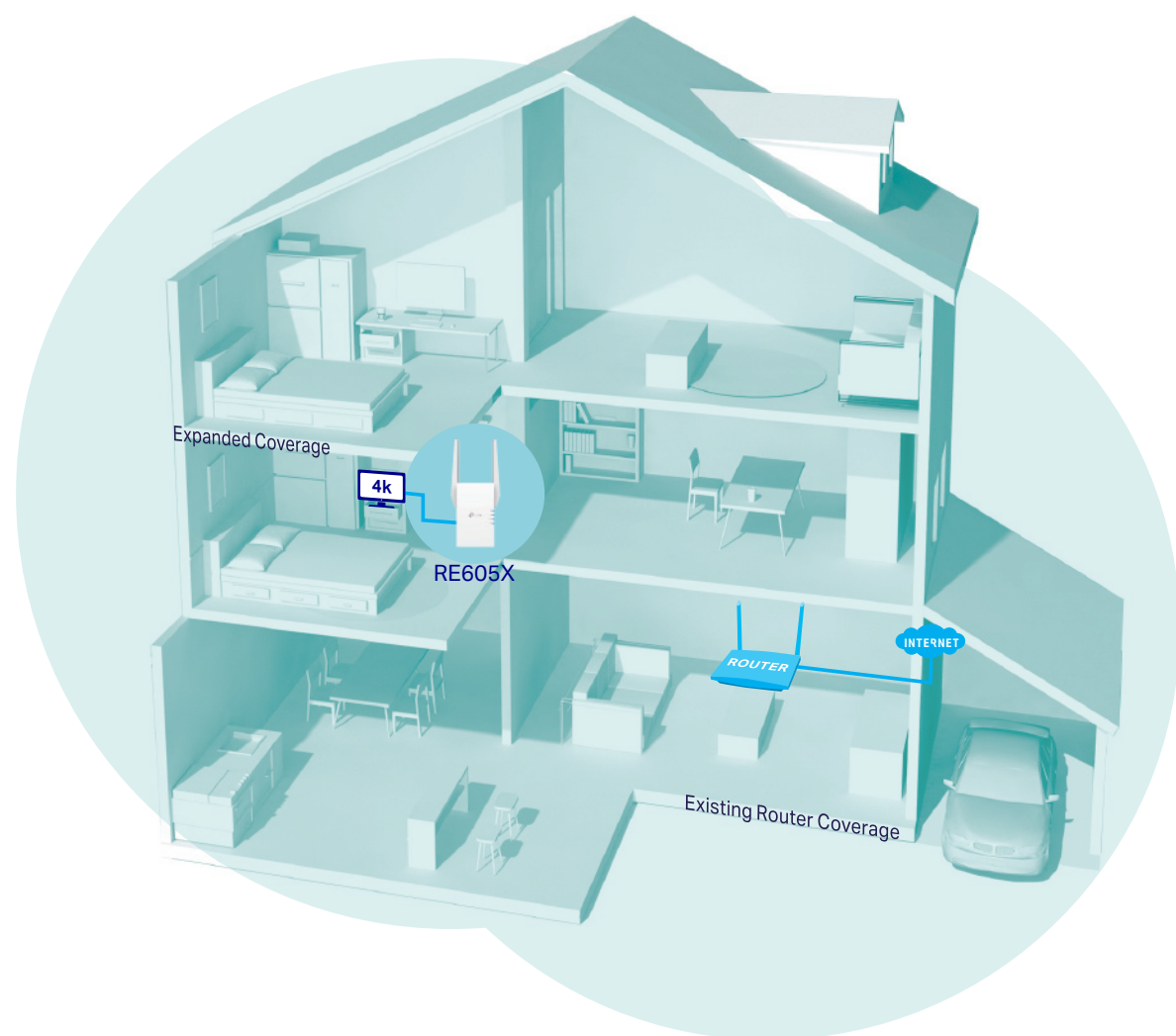
 Faster
Wi-Fi 6 Speed

 Easy Setup
Within Minutes

Highlights

Extend AX1800 Wi-Fi to Your Whole Home

Works with any Wi-Fi router to eliminate Wi-Fi dead zones, and blanket your home with stable, super-fast, seamless Wi-Fi via OneMesh™.



● Wi-Fi Coverage
— Ethernet Cable



Faster Wi-Fi 6 Speed

Turbocharge your devices with wireless speeds of up to 1.8 Gbps.



Larger Capacity^Δ

Wi-Fi 6 builds a more efficient network that increases the average throughput by 4 times and servers more devices.



Ultra-Low Latency

Take advantage of ultra-low latency to enjoy smoother online experience.



Save Clients' Battery Power*

Target Wake Time schedules the connection time of battery-powered devices to reduce their power consumption.



Adaptive Path Selection

Keep your network running at top-speed by automatically choosing the fastest connection path to the router.



Access Point Mode

Create a new Wi-Fi access point to enhance your wired network with Wi-Fi capability.



Easy Setup Within Minutes

Easy setup and management via WPS button/Tether app/Web UI.

Highlights



RE605X is more than a traditional range extender. It creates a Mesh network by connecting to a OneMesh™ router for seamless whole-home coverage.



Wi-Fi Dead-Zone Killer

Eliminate weak signal areas with Wi-Fi coverage for the whole house.



Uninterrupted Streaming^s

Enjoy uninterrupted streaming, surfing, and more—even when moving around your home.



One Wi-Fi Name

Stay connected to the same network name in every room.



Unified Management

Push the WPS button to set up a Mesh network you can manage from the Tether app or web UI.



Check more info about OneMesh technology and full list of OneMesh extenders/routers at: <https://www.tp-link.com/onemesh/re605x>

*More compatible devices coming soon

Wi-Fi 6 Range Extender



Secure One-touch Connection (WPS)

Instantly connect the extender to a router without inference configuration.

Smart Signal Indicator

See signal to find the best spot to extend Wi-Fi.

- Strong signal
- Weak signal

Gigabit Ethernet Port

Plug in to give wired device network access, particularly ideal for high bandwidth consuming devices.



Features



Ease of Use

- Intuitive Web UI – Ensures quick and simple installation without hassle
- Fast Encryption – One-touch wireless security encryption with the WPS button
- Hassle-free Management with Tether App – Network management is made easy with the TP-Link Tether App, available on any Android or iOS device
- Online Upgrade – Keeps you informed of the latest firmware and allows online updating on the web UI



Speed

- Ultimate Wireless Speed – Combined wireless speeds of up to 574 Mbps (over 2.4 GHz) and 1201 Mbps (over 5 GHz)[†]
- Support Wi-Fi 6 – Turbocharge your devices with wireless speeds of up to 1.8 Gbps
- Adaptive Path Selection – Keep your network running at top-speed by automatically choosing the fastest connection path to the router



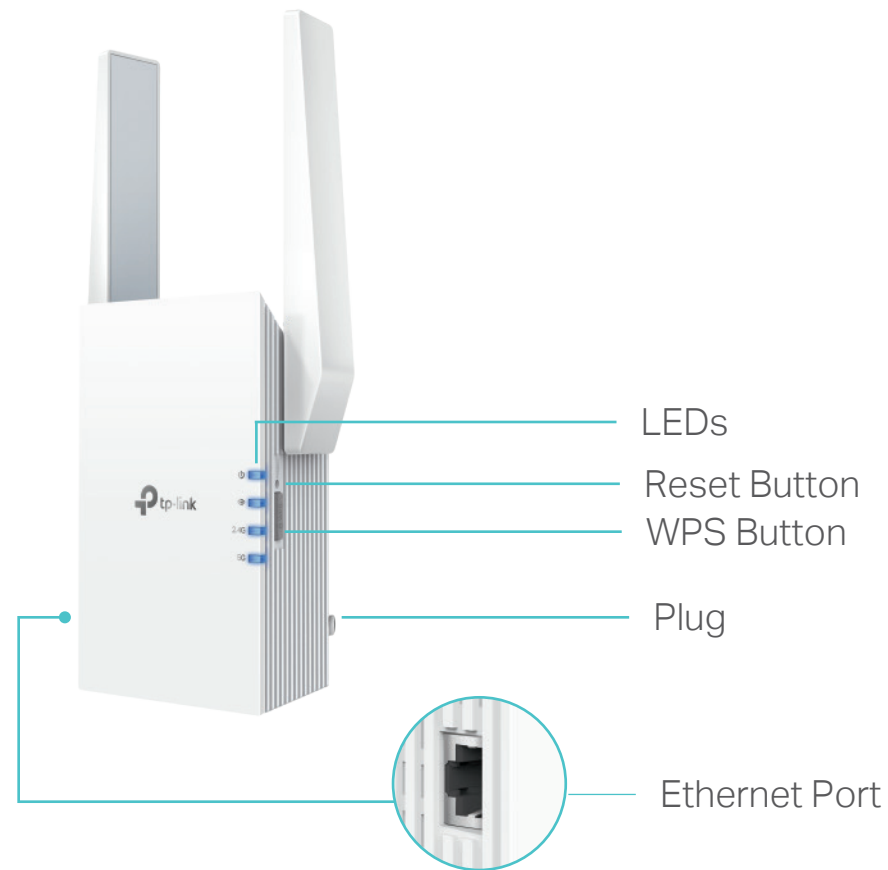
Reliability

- Simultaneous Dual Band – Separate Wi-Fi bands enable more devices to connect to your network without a drop in performance
- Reliable Connection – Internal antennas for optimal Wi-Fi coverage and reliable wireless connections
- Ultra-Low Latency – Take advantage of ultra-low latency to enjoy smoother online experience

Specifications

Hardware

- Button: WPS Button, Reset Button
- Port: 1 Gigabit Ethernet Port
- Antenna: 2 External Antennas
- Power Consumption: 13.5W
- Dimensions (W × D × H): 2.9×1.8×4.9 in. (74.0×46×124.8 mm)



Wireless

- Wireless Standards: IEEE 802.11a/n/ac/ax 5 GHz, IEEE 802.11b/g/n/ax 2.4 GHz
- Frequency: 2.4 GHz and 5 GHz
- Signal Rate: 574 Mbps at 2.4 GHz, 1201 Mbps at 5 GHz
- Transmit Power: FCC: 2.4 GHz ≤ 30dBm, 5 GHz ≤ 30dBm
- Reception Sensitivity:
 - 5 GHz:
 - 11a 6Mbps: -97dBm, 11a 54Mbps: -78dBm
 - 11ax HE20 MCS0: -97dBm, 11ax HE20 MCS11: -66dBm
 - 11ax HE40 MCS0: -94dBm, 11ax HE40 MCS11: -62dBm
 - 11ax HE80 MCS0: -91dBm, 11ax HE80 MCS11: -61dBm
 - 2.4 GHz:
 - 11g 6Mbps: -96dBm, 11g 54Mbps: -78dBm
 - 11ax HE20 MCS0: -95dBm, 11ax HE20 MCS11: -66dBm
 - 11ax HE40 MCS0: -93dBm, 11ax HE40 MCS11: -62dBm
- Wireless Function: Enable/Disable Wireless Radio, Wireless Statistics
- Wireless Security: WPA, WPA2, WPA3

Others

- Certification
FCC, RoHS
- System Requirements
Microsoft Windows 98SE, NT, 2000, XP, Vista™ or Windows 7, 8, 8.1, 10, MAC OS, NetWare, UNIX or Linux
Internet Explorer 11, Firefox 12.0, Chrome 20.0, Safari 4.0, or other Java-enabled browser
- Package Contents
Wi-Fi Range Extender RE605X
Quick Installation Guide



For more information, please visit

<https://www.tp-link.com/home-networking/range-extender/re605x/>

or scan the QR code left

©2022 TP-Link

[†]Maximum wireless signal rates are the physical rates derived from IEEE Standard 802.11 specifications. Actual wireless data throughput and wireless coverage per ft² are not guaranteed and will vary as a result of network conditions, client limitations, and environmental factors, including building materials, obstacles, volume and density of traffic, and client location.

[‡]The product may not be compatible with routers or gateways with firmware that has been altered, is based on open source programs, or is non-standard or outdated.

[§]Uninterrupted Streaming is designed for devices that support the 802.11k/v standard.

[¶]Up to 4x Capacity refers to 4x increase in median throughput under dense environment compared to 11ac wave 2 range extender.

^{*}Saving clients' battery power requires clients to also support the 802.11ax Wi-Fi standard. Actual power reduction may vary as a result of network conditions, client limitations, and environmental factors.

www.tp-link.com

TP-Link AX1800 Wi-Fi 6 Range Extender RE605X